

Schacht



Control Container



Rohr



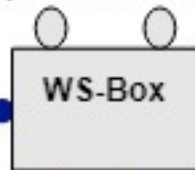
Maschine(TBM)



LAN Verbindung zum Auslesen der Steuerzylinder Ausdehnung



Tough Pad



WS-Box

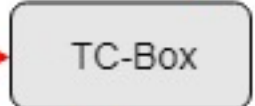


Kabeltrommel
Typ24
á 50m

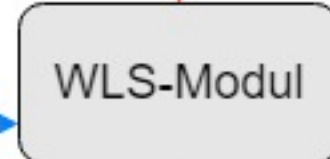


Schlauchtrommel
á 50m

Optional 24V



TC-Box

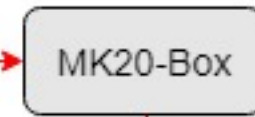


WLS-Modul



Laser-Target

oder



MK20-Box



MWDR



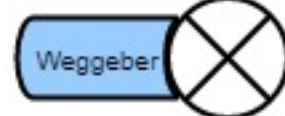
MK20



Referenz
Modul



WLS-Modul



Weggeber



TUNNEL24.COM

Project C1482, NAV24,
Fall 1: Operator/Computer im Control Container
Datum: September 2019

Schacht



Rohr



Maschine(TBM)

